



MY VISIT TO THE PARTHENON

A Social Narrative

I will read this story to prepare for my visit to the Parthenon museum.



Katherine Petrole
katherine.petrole@nashville.gov





The Parthenon



Today I will visit the Parthenon museum in Centennial Park. It might be fun!

Arriving at the Parthenon



When I arrive, the parking lot might be full of cars. I will try to stay safe by keeping close to my family and holding my family member's hand.

Outside the Parthenon



I might see lots of people walking around the big Parthenon building. We might explore the outside first, or we might go to the museum entrance and explore the outside later.

The Parthenon Entrance



To go inside the museum, I will need a ticket. I might wait in line for my ticket. I will try to wait patiently if there is a long line.

The Bathrooms




I will see a Museum Store and bathrooms near the entrance. I might ask to use the bathroom now and visit the Museum Store later near the end of our visit. I might hear loud sounds from people using the hand dryers in the bathroom.

The Centennial Exhibit in the Ramp Cases



I will see objects in cases and black-and-white pictures on the walls. These pictures are of places that existed in the park many years ago in 1897, but are no longer there today.

The Model Crane



I will see a big wooden construction crane. I might learn about it. I will try to move carefully near the crane because there are some parts that could fall and be dangerous.

The East Gallery



I will see art in a big room with gray tile floors. The colors on the wall might be different than the colors I see here. I will try to look at the art only with my eyes and hold my hands at my sides or behind my back. When I keep my hands to myself my family and the museum employees will be proud of me.

The Cowan Collection Gallery




I will see paintings in a narrow space with red carpet. These paintings are very special. I might notice some low ropes to help keep the art safe. I will try to look at the art only with my eyes and hold my hands at my sides or behind my back.

The West Gallery



I will see art on the walls in a long room with gray carpet. The colors on the wall might be different than the color I see here. I might see a sign that says it is okay to touch some objects. If I do not see this sign, I will try to look at the art only with my eyes and hold my hands at my sides or behind my back. When I keep my hands to myself my family and the museum employees will be proud of me.

The Stairs or Elevator



I might use the stairs or elevator to get to the second floor of the museum.

The Naos with Statue of Athena



I will see a very large statue of Athena covered in gold. I might want to take pictures of this statue. This room can be loud. I will try to use my indoor voice so that other people can talk and hear, too. If the noises are too loud, I can ask for a break.

The Snake Near the Statue of Athena



Next to the statue of the person there is a statue of a snake. This snake is not alive, so it is safe to look and explore.

The Doors in the Naos



I might see a large bronze door. This door does not open. I will try to move safely around this door because it is very big. I might also see tall, round columns made of stone. These columns help hold up the museum. Areas without ropes and benches will tell me where I can exit this room.

Information Signs in the Naos



I might have questions about this very large statue. I can ask an adult any questions that I have, or I can find information next to the large statue.

Taking a Break



If I am hungry or need a quiet space, I can tell my family. My family will take a break with me outside in the park. I can tell my family when I am ready to go back inside.

The Door to the Treasury




I might go through a doorway to see more statues in the museum.

The Treasury



I might see small pieces of statues near the walls. I might look for matching colors to show me which statue pieces match up. I will try to keep my hands on the railing or at my side.

Columns in the Treasury



I might see tall columns in this room, too. These columns help hold up the museum. If I am curious, I can touch them to learn what they feel like.

The Bronze Doors in the Treasury



I might see a large bronze door. This door might look green because bronze turns green when it is old. I will try to move safely around this door because it is very big.

The Emergency Exit Glass Doors



I might see glass doors. I will only open these doors if there is an emergency inside the museum. I can use my eyes to look through the glass and see the tall columns.

The Museum Store



When I am ready to leave the museum, I will return to the area where I entered. I will see the Museum Store and bathrooms again. I might want to visit both before leaving.

The Museum Store Counter



If I need help in the Museum Store, I can ask an adult or a museum employee. I might wait in line if I buy something in the Museum Store. When it is my turn I will be at the counter.

Explore the Outside of the Parthenon



I might have time to walk around the big Parthenon building before going home. I might see many other people outside in the park. I will use my walking feet outside the Parthenon.

The Steps of the Parthenon



There are regular-sized steps and some very big steps. I might like to find the steps in the middle because they are more my size.

My Visit to the Parthenon



I might enjoy my trip to the Parthenon! I might want to visit again soon.



Frequently Asked Questions:

When is the best time to visit if someone in our group prefers less museum traffic?

The Parthenon is usually least busy when we open at 9:00am. You are always welcome to contact the Parthenon to find out if there are any groups scheduled at the date and time you are considering a visit.

Can we bring food or drink inside the Parthenon?

No food or drink is allowed inside the museum; however, there are benches and picnic tables around Centennial Park that offer nice spots to enjoy a break.

Where can I find additional inclusive resources?

The Parthenon website <http://nashvilleparthenon.com> and TRIAD website <http://kc.vanderbilt.edu/triad/> has additional resources for the Parthenon and other participating museums in the All-Access Inclusion Network (AAIN).

Is there a way to provide feedback about this social story or other inclusive resources?

Yes, we would love to hear from you to improve or increase our inclusive resources. If you have feedback or suggestions, please email us with the subject line: Social Story Suggestion.

Who can I contact about inclusive resources at the Parthenon?

Katie Petrole, Director of Education: katherine.petrole@nashville.gov or 615-862-8431.



Special Thanks to:



VANDERBILT KENNEDY CENTER
TREATMENT & RESEARCH INSTITUTE FOR AUTISM SPECTRUM DISORDERS

J. Jaye Capretto, Ph.D., Postdoctoral Clinical Psychology Fellow, Vanderbilt Kennedy Center TRIAD

Katie Marsh, Ph.D., Postdoctoral Clinical Psychology Fellow, Vanderbilt Kennedy Center TRIAD

Paige McArdle, Ph.D, BCBA, Postdoctoral Clinical Psychology Fellow, Vanderbilt Kennedy Center TRIAD

Autumn Truss, Psy.D., Postdoctoral Clinical Psychology Fellow, Vanderbilt Kennedy Center TRIAD

Kyla Easterday, Kidsville Program Manager, Centennial Park Conservancy

Jennifer Richardson, Education & Curatorial Assistant, Nashville Parthenon